

oldfields



Honouring the Past
Treasuring the Present
Shaping the Future

Annual General Meeting

23 November 2015

2015 Full Year Results

Board & Executives



- Lewis (William) Timms, Chairman
- Steve Hooper, Non Executive Director
- Tony Grima, Managing Director & CEO
- Greg Park, Company Secretary & CFO



Order of Business



- Welcome and Introductions
- Chairman's Address
- Chief Financial Officer's Address
- Chief Executive's Officer's Address
- Items of Business
- Open Discussion

oldfields



Honouring the Past

Treasuring the Present

Shaping the Future

CHAIRMAN'S ADDRESS Lewis Timms

2015 Financial Results



	2015 \$k	2014 \$k	Change %
Group Revenue (Net)	27,380	27,231	+0.6%
Net (Loss) Profit after Tax	(1,102)	(2,576)	
Loss on Sale of Discontinued Operations	-	1,363	
(Loss) from Continuing Operations	(1,102)	(1,213)	+9.2%
Interest / Debt Revaluation	711	690	
Depreciation & Amortisation	1,361	1,168	
Income Tax Expense	234	147	
Foreign Exchange Gain	(39)	(15)	
EBITDA	1,165	777	+49.9%

Performance Summary – FY15



Revenue	EBITDA	Core Debt Borrowings excluding O/Draft & DSLN	Site Consolidation	Bank Covenants	Workforce Australian Staff
<p>\$27.4m</p> <p>FY14: \$27.2m</p> <p>+0.6%</p>	<p>\$1,165k</p> <p>FY14: \$777k</p> <p>+49.9%</p>	<p>\$3.5m</p> <p>FY14: \$4.3m</p> <p>Repay \$0.8m</p>	<p>6 sites</p> <p>FY14: 10 sites</p> <p>\$0.2m Rent Reduction</p>	<p>All Quarters within Bank Requirements</p>	<p>85</p> <p>FY14: 102</p> <p>-16.7%</p>

oldfields

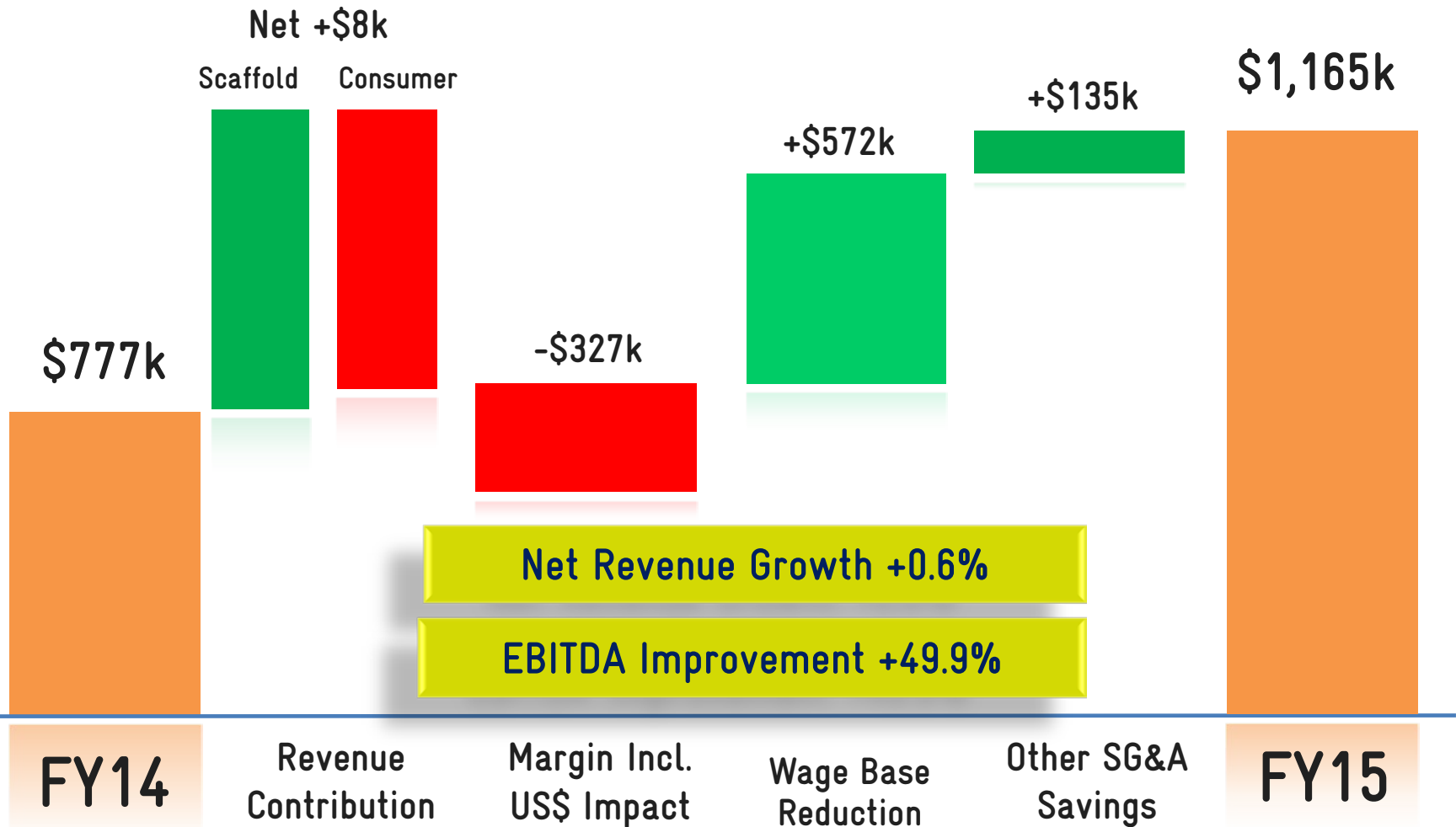


Honouring the Past
Treasuring the Present
Shaping the Future

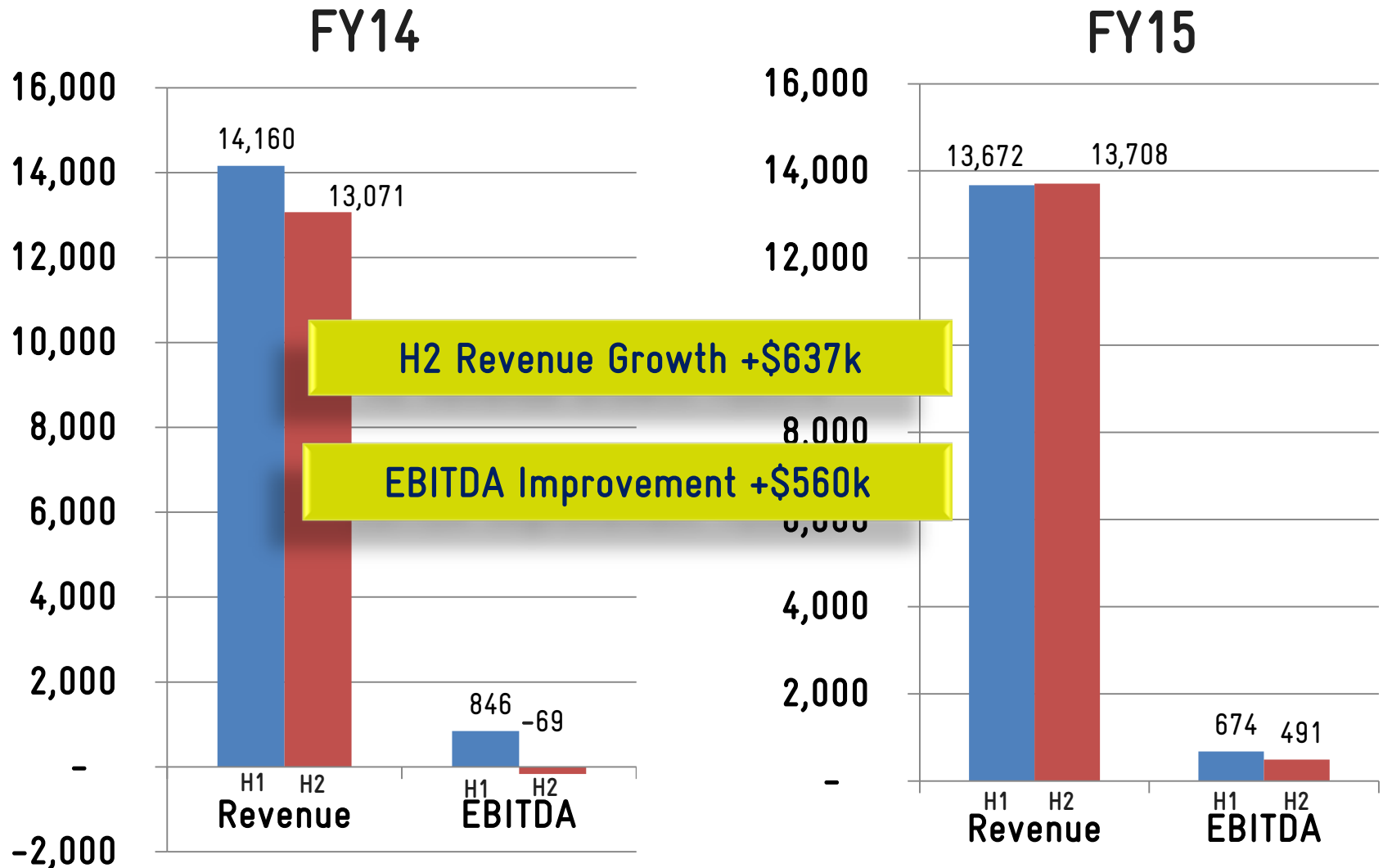
COMPANY SECRETARY & CFO

Greg Park

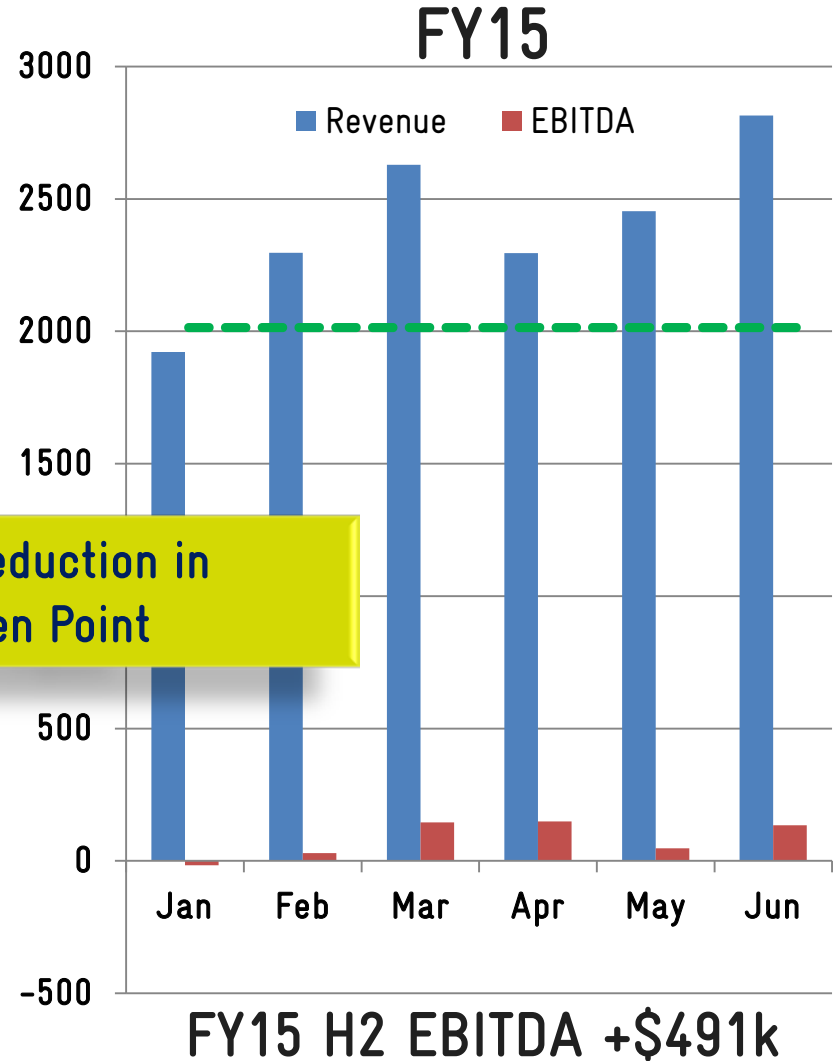
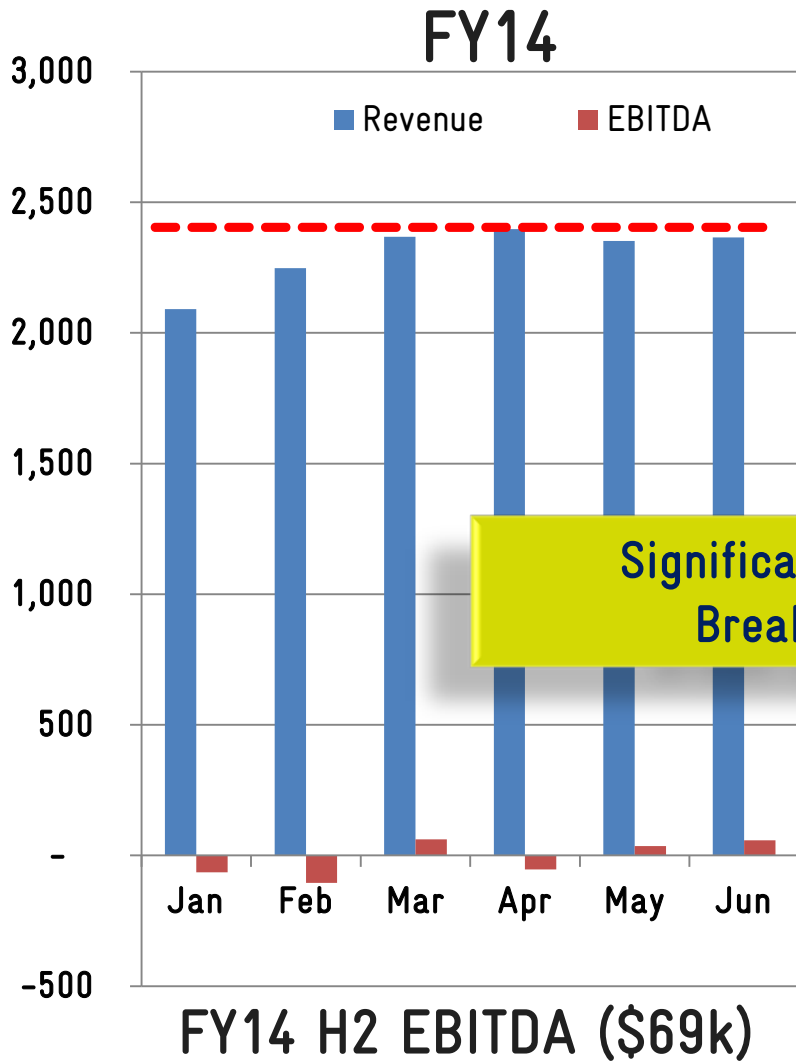
FY15 EBITDA Movement Against Prior Year



1st vs 2nd Half Year Performance

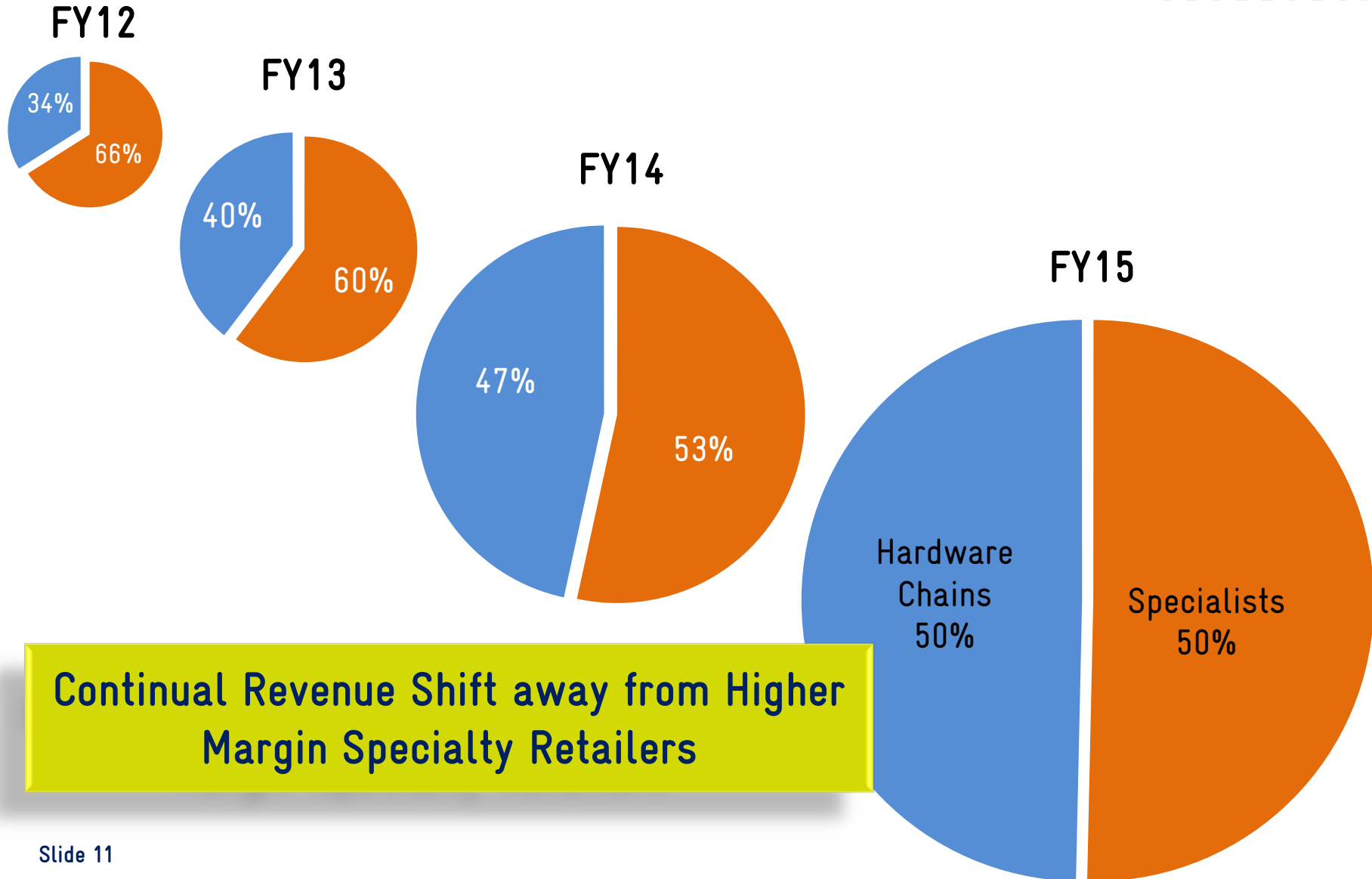


2nd Half Profit Analysis by Month



Significant Reduction in Break-Even Point

Market Shift within Consumer Division



2015 Cash Generation & Application



	2015 \$k	2014 \$k	Change \$k
EBITDA	1,165	777	+388
Reduction in Inventories	824	(764)	
Net Cash Available	1,989	13	+1,976
Interest (excluding capitalised DSLN)	(378)	(344)	
Income Tax Paid	(129)	(163)	
Capital Expenditure	(451)	(411)	
Net Repayment of Borrowings	(770)	(274)	
Net Movement	261	(1,179)	+1440

oldfields



Honouring the Past
Treasuring the Present
Shaping the Future

CHIEF EXECUTIVE
OFFICER
Tony Grima

Strategic Direction

oldfields

oldfields is ONE Company;

- Inspiring its people to deliver quality & innovative products
- Focused on being market leaders, providing solutions with leading brands
- Adding value to our shareholders, customers & our people

**Growth &
Innovation**

**People &
Culture**

**Operations &
Supply Chain**

**Processes &
Systems**

Accountability – Customer Service – Innovation – Integrity – Passion – Safety & Sustainability

Pillar 1 - Growth & Innovation

- Scaffold-Strong growth in domestic project home builder sector
- Scaffold-Expanded distribution in regional markets
- Scaffold-Expanded distribution into international markets
- Consumer-Strengthened leadership position with DIY players
- Consumer-Stronger focus on leading paint specialist groups

oldfields
**Clarendon
Homes**



**RAWSON
HOMES**
— EST 1978 —



SEKISUI HOUSE



valspar



Pillar 1 - Growth & Innovation

- Consumer – Increased emphasis on category management expertise with leading players
- Re-focus on innovative products



Pillar 2 - People & Culture

- Further enhanced management team
- Increased industry expertise within scaffold division
- New highly energised sales team in consumer division
- Performance based incentive program



Pillar 3 – Operations & Supply Chain



- Repositioned sites for growth
- Working capital improvements via a refreshed inventory management system
- Significant service level improvements
- Centralisation of purchasing function



FY15 Summary

oldfields

- Positioning Oldfields for profit & growth
- Reviewed strategic footprint & business model
- Upgraded talent & improved processes
- Looking forward to celebrating 100 Years!



oldfields



Honouring the Past
Treasuring the Present
Shaping the Future

FY16 - CURRENT
YEAR
Tony Grima

Challenges Ahead



1. Increase in inventory to support growth
2. Changing hardware retail environment
3. Growth in direct sourcing by retailers
4. Competitors not taking US\$ cost increases to market
5. Scaffold sales contracts to tender
6. Limited ability to invest in outdoor storage division

First Half Guidance



- Improvement in revenue base
- Substantially reduced overheads whilst retaining core capabilities
- Continued debt reduction

Key Financials	1 st Half – FY16 Guidance	1 st Half – FY15 Actual	Growth
Revenue	\$15.0m – \$15.5m	\$13.7m	10%+
EBITDA	\$1.0m – \$1.1m	\$0.7m	40%+

oldfields



Honouring the Past
Treasuring the Present
Shaping the Future

ITEMS OF BUSINESS

Financial Statements & Reports



To receive and consider the following reports in respect of the financial year of the company ended 30 June 2015;

- The Financial Report (which includes the Statement of Financial Position, Statement of Comprehensive Income, Cash Flow Statement and Director’s Declaration); and
- The Director’s Report and Auditor’s Report

Resolution 1.



Re-election of Stephen Charles Hooper as a Director

“That Stephen Hooper, who retires by rotation in accordance with the Company’s Constitution and being eligible offers himself for re-election as a Director, be re-elected as a Director”

Total Proxies received	55,428,848
Votes for	52,024,672
Votes against	3,404,176
Abstentions	NIL

Remuneration Report

“That the Remuneration Report be adopted”

Total proxies received	15,990,621
Votes for	12,506,445
Votes against	3,484,176
Abstentions	3,699

Q & A

Disclaimer and Notes



- The purpose of this presentation is to provide general information about Oldfields Holdings Limited (Company). It is not recommended that any person makes any investment decision in relation to the Company based solely on this presentation. This presentation does not contain all information which would be material to the making of a decision in relation to the Company. Any investor should make its own independent assessment and determination as to the Company's prospects prior to making any investment decision, and should not rely on the information in this presentation for that purpose.
- This presentation does not involve or imply a recommendation or a statement of opinion in respect of whether to buy, sell or hold securities in the Company.
- This presentation contains certain statements which may constitute "forward-looking statements". Such statements are only predictions and are subject to inherent risks and uncertainties which could cause actual values, results, performance or achievements to differ materially from those expressed, implied or projected in any forward-looking statements. No representation or warranty, express or implied, is made by the Company that the matters stated in this presentation will be achieved or prove to be correct.
- Except for statutory liability which cannot be excluded, the Company, its officers, employees and advisers expressly disclaim any responsibility for the accuracy or completeness of the material contained in this presentation and exclude all liability whatsoever (including in negligence) for any loss or damage which may be suffered by any person as a consequence of any information in this presentation or any error or omission therefrom. The Company accepts no responsibility to update any person regarding any inaccuracy, omission or change in information in this presentation or any other information made available to a person nor any obligation to furnish the person with any further information.

End Notes

Earnings Before Interest Tax Depreciation and Amortisation. The reference to EBITDA is unaudited and unreviewed however is based on amounts extracted from the audited financial statements and reconciles to the profile before and after income tax as reported in the Consolidated Statement of Profit or Loss and other Comprehensive Income contained within the Company's Financial Report and Appendix 4E for FY15 as follows: